

Festive
Lights™



CONNECT®
GO

Garlands and
Wreaths
Manual



CONNECT[®] GO

The power is in your hands.

With our most versatile connectable system, you're fully in control. ConnectGo[®] offers the ultimate flexibility, allowing you to expand and power your display in a way that suits you. Simply choose your lights and preferred power source; low-voltage mains power, battery, or solar.

Designed for versatility, the system is predominantly IP44 rated for indoor and seasonal outdoor use, with key products reaching IP65 for more demanding environments - all supported by a 2-year warranty.

The products in this range are the ideal choice for smaller, temporary displays, featuring PVC cables and eye-catching multi-functionality. All ConnectGo[®] products come with weatherproof, 2-pin connectors and are compatible with UK 3-pin plugs.

[Read a full system overview here.](#)



Switch and change power supplies

Choose solar, battery, or mains power depending on your display, location, and how many LEDs you want to power.



2 Year Warranty

We offer a generous 2-year warranty, ensuring that your products are always working to their maximum potential. This includes our market-leading 2-year anti-rust guarantee.



Weatherproof

The system is rated IP44, giving the products a high level of protection against moisture, dust, and dirt, and making the system ideal for seasonal outdoor use. Read more on IP ratings [here](#).



Mix & Match

Mix and match various ConnectGo[®] products to create unbeatable displays with high-quality, connectable lighting. This unique feature makes ConnectGo[®] ideal for domestic and commercial use.

SYSTEM SPECIFICATION

POWER: 31V, DC.

LED COLOUR TEMPERATURE:
White 6,400K / Warm White 2,700K

MAX WATTAGE: 60W large power pack
36W medium power pack
8.4W small power pack

POWER OPTIONS:

CG004 AA battery box = 200 LEDs
CG005 D battery box = 400 LEDs
CG006 solar panel = 200 LEDs
CG052 small transformer = 600 LEDs
CG008 medium transformer = 1,600 LEDs
CG025 large transformer = 4,000 LEDs

CABLE TYPE: PVC 2 x 0.3mm²
Rubber 1 x 0.5mm²

MULTI-FUNCTION: Yes

DIMMABLE: Yes (only with CG052)

CONNECT®
GO

Assembly

Our connectable ranges are expertly made to be simple and easy to assemble.

Before installing, ensure to test all products, checking that the connections are secure. Before connecting to an electricity supply, ensure that no wires are damaged and water seals (rubber O-rings) are in place.

Ensure you connect the power supply to a regular 240V socket. Do not switch on until all connections are complete.

Carefully position cables to avoid a trip hazard and keep away from sources of direct heat.



Simply insert the male (2-pin) connector into the female (2-hole) connector until the O-ring is squeezed and tighten the screw cap over the connection to seal. The connection will feel tight and secure creating a weatherproof seal.

When setting up your lights, make sure to connect all products in a dry, weatherproof setting to protect the connections. If your installation is outside, we recommend keeping the connections safe and dry inside a weatherproof box such as a Dri-Box.

To add further products, simply remove the end cap from the initial set of lights, connect the second set or your chosen accessory and ensure the rubber O-ring and screw cap are securely in place. If you're not adding more items, make sure the end cap is securely locked onto the end connector to complete the light chain.

Powering ConnectGo[®] Products

Below is a handy table detailing the amount of LEDs/festoon each power source can supply depending on the product; as well as information detailing whether they come equipped with a timer or not.

Do not exceed the maximum number of LEDs/sets recommended.

PRODUCT CODE	PRODUCT NAME	MAX. LED LOAD (STRINGS)	MAX. NO. SETS (FESTOONS)	TIMER
CG004	AA Battery Box	200 LEDs	1 Set	YES
CG005	D Battery Box	400 LEDs	2 Sets	YES
CG006	Solar Panel	300 LEDs	1 Set	NO
CG052	Small Transformer, BS Plug	600 LEDs	3 Sets	YES
CG008	Medium Transformer, BS Plug	1,600 LEDs	11 Sets	YES
CG025B	Large Transformer, BS Plug	4,000 LEDs	20 Sets (5 from each port)	YES

About Transformers

Note for the large transformer: only 1,000 LEDs/5 sets can be run from a single port at any one time. So, if your display contains more than that, then simply use the other ports to continue your display.

Instructions to activate the timer using the controller on the plug.

1. Press the button to cycle through the different functions, you can still cycle through the functions whilst in timer mode.
2. Press and hold for 3 seconds and the button will turn green, indicating the 6-hour timer is on (6 hours on and 18 hours off).
3. Press and hold for 3 seconds again and the button will turn red, indicating the 8-hour timer is on (8 hours on and 16 hours off).
4. Press and hold for 3 seconds again and the light will turn off, indicating the timer is off.
5. The small transformer (CG052) is supplied with a remote control which contains its own instruction manual.

Turn off ON Turn on Dimmer Control - 4 options

- | | |
|---|---|
| Reduce Brightness
100% - 75% - 50% - 25% | Reduce Brightness
25% - 50% - 75% - 100% |
| Timer off | 6 hour timer |
| 8 hour timer | 8 hour timer |
| Combination | In waves |
| Sequential | Slow-Glow |
| Chasing/flash | Slow fade |
| Twinkle/flash | Steady on |



Powering ConnectGo[®] Products *continued*

Small transformer

Our 31V small transformer boasts 8 different functions including combination, in waves, sequential, slow glow, flash, slow fade, twinkling, and steady on. Additionally, thanks to the clever built-in memory chip, your lights will automatically select the last function chosen each time you switch the lights on.

This exclusive transformer comes with a handy remote control, which can easily select any of the above display functions, set the 6- or 8-hour timer, and even adjust the brightness with the dimmer control and 4 brightness settings.

Medium transformer

Our 31v medium transformer boasts 8 different functions including combination, in waves, sequential, slow glow, flash, slow fade, twinkling, and steady on. What's more, is thanks to the clever built-in memory chip, your lights will automatically select the last function selected each time you switch the lights on.

The handy timer function allows you to leave the lights switched on, and they will remain illuminated for 6 or 8 hours, depending on which period you select, before turning off for 18 or 16 hours and then turning back on at the same time as the previous day. You can also adjust the brightness with the dimmer control and 4 brightness settings

Large transformer

The 31V large transformer boasts 8 different functions including Combination, In waves, sequential, slow glow, flash, slow fade, twinkling, and steady on. Each time you switch the lights on, the built-in memory chip will automatically select the last function used. Easy to use, simply press the button to choose between the different functions.

The handy timer function allows you to leave the lights switched on; they will remain illuminated for 6 or 8 hours, depending on which timer you select, before turning off for 18 or 16 hours, and then turning back on at the same time as the previous day. You can also adjust the brightness with the dimmer control and 4 brightness settings

Note for CG025: only 1,000 LEDs/5 SETS can be run from a single port at any one time. So, if your display contains more than 1,000/5 SETS then simply use the other ports to continue your display.

About Battery Boxes

Our AA battery box and D battery box feature 30cm black, rubber cables and boast 4 different functions, listed below. Next to each function, you will find the maximum running time for each setting.

Please note: These timings will vary depending on the brand of batteries used:

1. On-Steady (1 Weeks)
2. On-Steady (2 Weeks)
3. Timer-Steady (4 Weeks)
4. Timer-Twinkle (8 Weeks)

Small transformer



Medium transformer



Large transformer



AA Battery box (CG004)



D Battery box (CG005)



Solar Panel





Powering ConnectGo[®] Products *continued*

Instructions For Battery Box Use

Be sure to insert the AA/D batteries into the battery box in the direction indicated.

AA Battery Box (CG004)

1. Press once and the light will turn on-steady.
2. Press twice and the light will turn on-twinkle.
3. Press three times and the light will turn to timer-steady.
4. Press four times and the light will turn timer-twinkle.
5. Press a fifth time and the lights will turn off.

D Battery Box (CG005)

1. The ON/OFF button will turn the lights on and off.
2. To activate the timer function, press the timer button once, this will turn green.
3. Use the function button to turn the product between steady or twinkle.

Each time you switch the lights on, the built-in memory chip will automatically select the last function used. The handy timer function allows you to leave the lights switched on; they will remain illuminated for 6 hours, before turning off for 18 hours and then turning back on at the same time as the previous day. This pattern will continue until the function is manually changed.

About the Solar Panel

Our third and final power source is solar power. Our exclusive ConnectGo[®] solar panel comes complete with built-in rechargeable batteries and boasts 2 different functions, which are listed below. Next to each function, you will find the maximum running time for each setting. The solar panel features a generous 2m rubber cable.

1. On-steady (up to 6 hours)
2. On-Twinkle (up to 8 hours)

The level of battery charge and duration of light time depends on the amount of sunlight received, meaning your lights will stay illuminated for longer periods during the summer months. Ensure that the solar panel is placed in a well-lit area, with full exposure to sunlight to get the most output.

The rechargeable solar batteries can be replaced. If you need to replace the batteries at any time, please ensure the replacement is the same specification as the original. We recommend charging the product in the sun for about 2-3 days, every 6 months, in order to protect the rechargeable battery.

See FAQs for Solar Lights here.





Garlands and Wreaths


Connectable Garlands and Wreaths serve as great ways to add additional colour and decoration to a festive display.

MT110



Available in White and Warm white

CG014



Available in Warm white

MT109




Available in White and Warm white.

MT111



Available in White and Warm white.

CG059WW



Available in Warm white

SKU	BULB WATTAGE	CABLE COLOUR	IP RATING	PRODUCT WATTAGE	SIZE
MT110	1.36W	Black	IP65	4.08W	1.2m
CG014	0.06W	Dark Green	IP44	0.68W	3m
MT109	1.36W	Black	IP65	4.08W	2.5m
MT111	1.36W	Black	IP65	4.08W	1.2m
CG059WW	0.06W	Dark Green	IP44	0.68W	3m



Accessories

The ConnectGo[®] system comes with many options for accessories, allowing you to enhance your lighting display in a variety of different ways.

Watch individual videos for each accessory here.

Below is helpful information on each accessory offered in the ConnectGo[®] range, these all serve to help you make the most of your ConnectGo[®] lighting, offering different ways that you can use connectable lighting

1. Extension Cables

These extensions have been manufactured specifically for the ConnectGo[®] system, allowing you to extend your display over multiple areas, without trailing wires in between. They can also be used to connect two compatible products into the same display.

Multiple extensions can be connected to extend the length.

5m extension (available in green or clear).

5m black rubber extension.

2. Y Connector

Y connectors are used to convert a single lead cable from the power source into 2 separate outlets. This is a great way to run two separate light strings from just one plug.

Please note: Do not exceed the maximum recommended LED count for the power source used. Two ports will still need to equal or be less than the recommended amount.

3. Ring Connector

Available in clear, white, and green, the ConnectGo[®] ring connector is best fitted to large displays.

Simply connect strings of lights from each port, resulting in 9 directions of strings, ideal for wrapping tree branches, for example.

4. 10 Port Curtain Connector

The ConnectGo[®] curtain connector is used to convert several standard string lights into a curtain effect and has been designed using durable PVC cable to assist versatility and movement. This accessory is suitable for indoor and outdoor use.

Please note: Multiple curtain accessories can be added together to increase the width of the curtain to a desired length.





Accessories *continued*

5. Catenary Wire

Catenary wire helps keep your lighting safe and secure, offering weatherproof, coated PVC wiring to protect from outdoor conditions.

At 25m in length, this heavy-duty wire ensures your lights are supported along the whole length. We recommend using catenary wire for all outdoor lighting displays, however for displays over 20m tall, it's absolutely essential to use catenary wire for the protection of your lighting.

6. Hooks and Clips


Choose from a wide selection of hooks and clips, available on our website here. Accessories such as these offer simple and easy ways to hang your lights and keep them secure, both indoors and out.

Storage Recommendations

It's important that all products are kept in a space that is dry and free from any hazards that may damage your lights and accessories. This can include moisture and sharp objects.

We recommend keeping the original packaging which retains all information relevant to warranty etc, as well as providing an appropriate place to store the product. Alternatively, storage bags can provide a safe and secure space for loose products to be kept, as well as cable winders offering organisation and ease when products are not in use. For example, seasonal products.

We recommend using a protective covering such as bubble wrap, to prevent unnecessary damage to delicate items such as bulbs.





Product Warranty And Returns

All ConnectGo® products are guaranteed for 2 years from the date of purchase. Please note that any warranty will become invalid if products have been misused or modified, which may also render the products unsafe to use. Only ConnectGo® branded power supplies should be used in conjunction with these products, using anything else may void your warranty. LED bulbs are designed with a long lifespan and are non-replaceable.

The customer is entitled to return any faulty products within 30 days of purchase free of charge. If a fault develops after this period has elapsed but within the warranty period, the customer will be offered credit or exchange where applicable.

If the product is unwanted, the customer has 14 days to place a return from the date of receipt. Exchanges only apply on a like-for-like basis.

For more information, visit our returns and refunds page [here](#).

Contact Us

For any technical information relating to products, please email Festive Lights Ltd on contact@festive-lights.com. We aim to respond within 2 working days.

Alternatively, please contact our helpline on +44 (0)1257 792111. This service is available between 9.00 am-5.00 pm (BST) Monday to Friday

