

# Motion Sensor Security Light

## Outdoor use



UK importer: Festive Lights Ltd, Preston Road, Charnock Richard, Chorley, Lancashire, PR7 5HH

EU importer: Festive Lights BV, Utrechtseweg 341, 3818 EL Amersfoort, Netherlands



## Assembly Instructions

1. When using the light for the first time or after prolonged time, charge the solar panel by placing it in direct sunlight for 1-2 days. During winter or on a cloudy day, the light may not illuminate fully due to the minimal sunlight

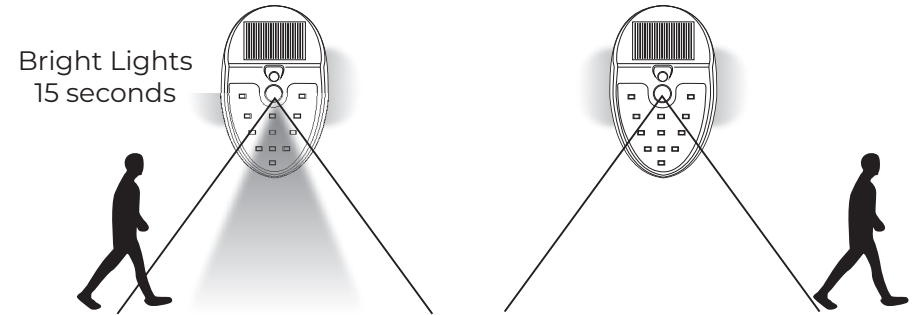
2. Prior to charging, press the switch button to turn on the lights

3. With the dowels and screws provided, attach the light to a stud, fence or wall, the recommended height is 1.5-2.5m

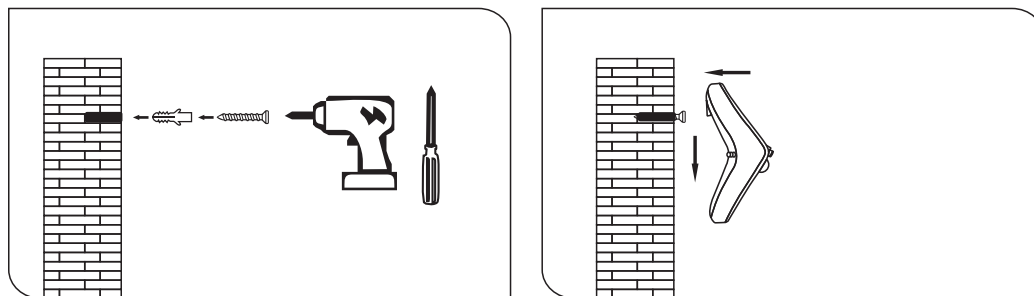
- The solar panel charges the battery via sunlight
- The PIR sensor detects motion
- The switch can be either ON or OFF

## Operation

When the sensor detects motion, bright lights will illuminate for 15 seconds, whilst warm white lights will illuminate throughout the night.



## Install

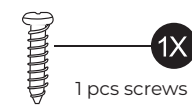
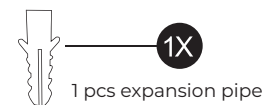


## Notes

Place the light in a sunny area to absorb direct sunlight for 3-4 hours prior to first time use.

Avoid installing under another light source.

Don't set on a wall or fence with shadow or direct sunlight.



This product comes with a 12 month manufacturer's warranty against failure to all parts. If you have a warranty claim, please use the contact details below. For any technical information relating to this product, please email Festive Lights Ltd on [contact@festive-lights.com](mailto:contact@festive-lights.com). We aim to respond within 2 working days. Alternatively, please contact our help line on +44 (0)1257 792111. This service is available between 9.00am-5.00pm Monday to Friday.

**MADE IN CHINA**